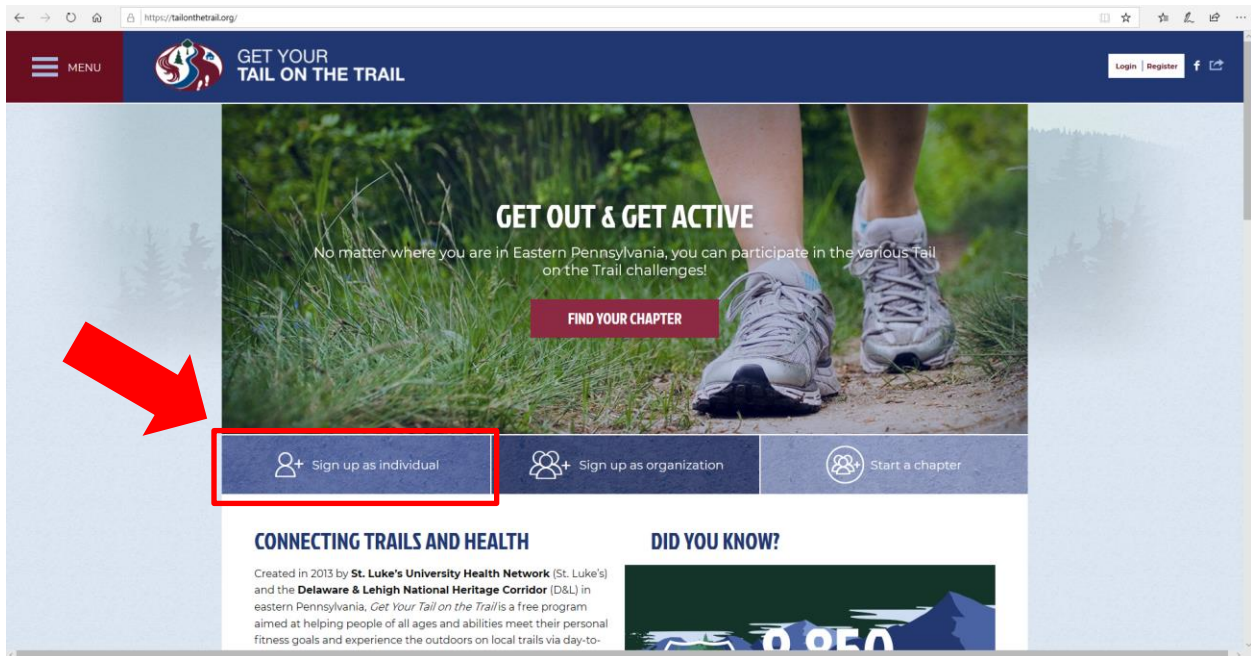
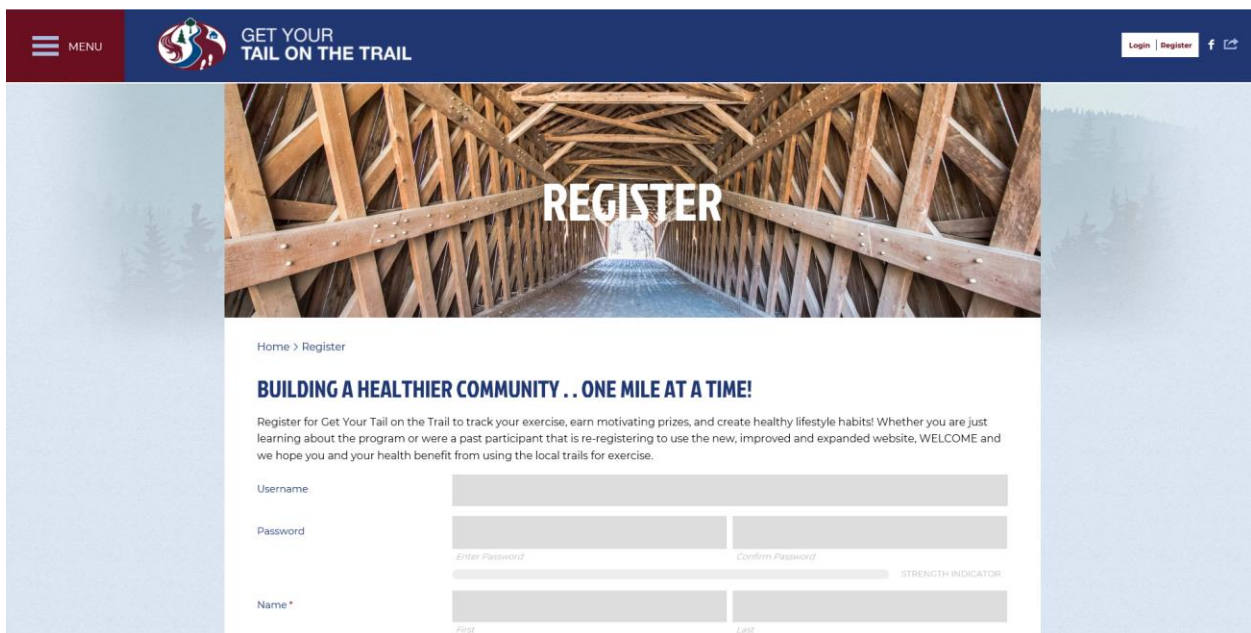


# Tail on the Trail Sign-Up Instructions for Minors

1. Go to [www.tailonthetrail.org](https://tailonthetrail.org).
2. Click "Sign up as individual" on the homepage. **\*If you are already signed up for Tail on the Trail, please start at step 6\***



3. Fill out the Registration form as yourself (parent and/or guardian).



- Once you've created your account, you will be prompted to login.

**Get Your Tail On The Trail**

Thank you for registering! Please login with your newly created username and password below.

Username

Password

**LOGIN**

[Forgot your Password or Username?](#)

Don't have an account? [Sign Up](#)

FOUNDING SPONSORS

**St Luke's**  
UNIVERSITY HEALTH NETWORK

**DELAWARE & LEHIGH**  
NATIONAL HERITAGE CORRIDOR

- You will be prompted to fill out a questionnaire. Please fill this out for yourself (parent and/or guardian).

**Questionnaire**

Thank you for participating in the Get Your Tail on the Trail (GYTOT) health survey! Your answers will help us determine how the GYTOT program may benefit you, your health and the overall health of our community. All survey responses are kept confidential.

Note, the height and weight fields are required in order to submit your survey and move on to the GYTOT dashboard to enter your miles. All other survey fields are optional.

Let's get moving!


**Weight (in Pounds)\***

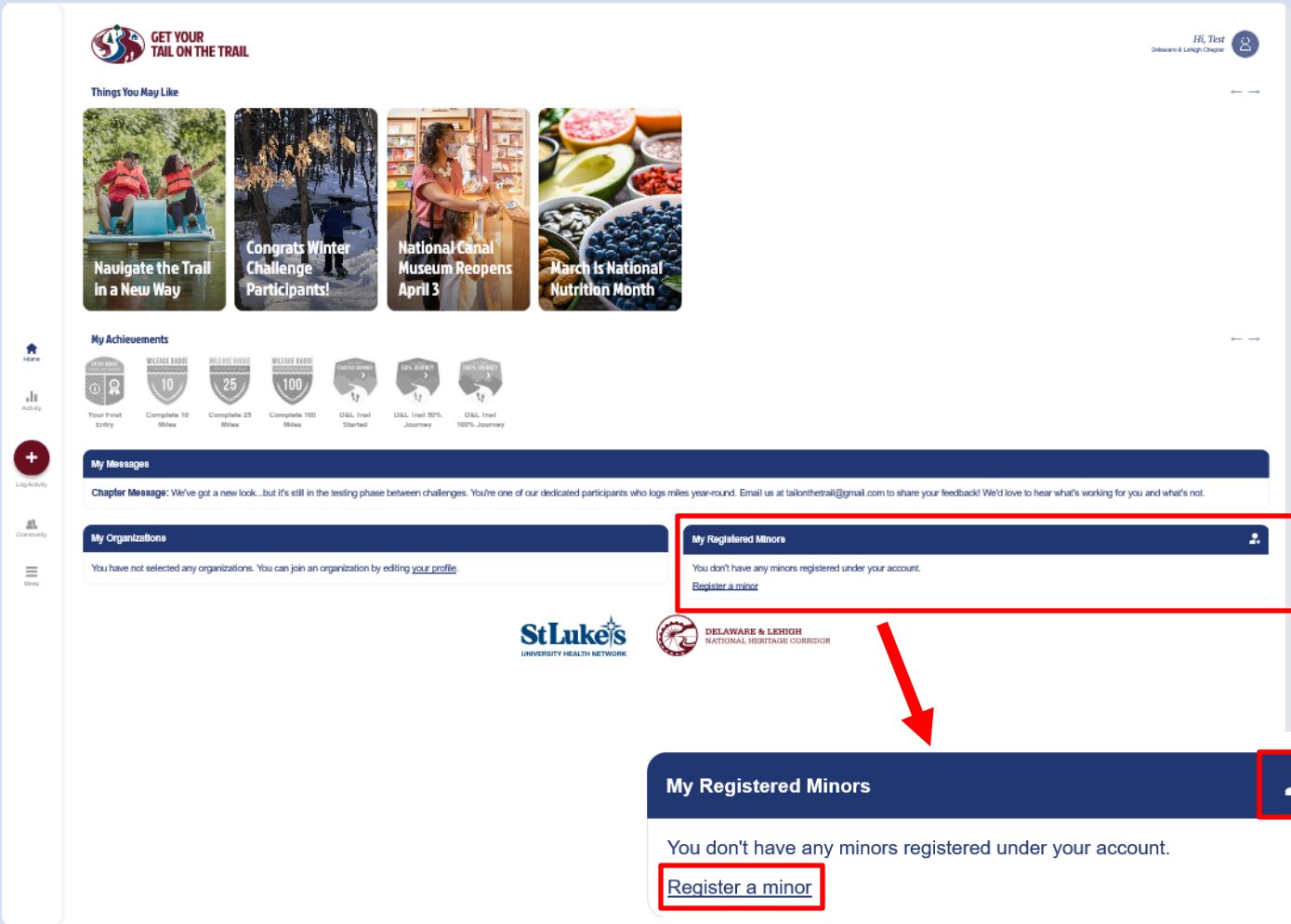
Please enter a number from 0 to 999.

**Height**

Feet Inches

**Do you smoke?**

6. Once you are logged in, you will be on your Tail on the Trail Home Page. Go to the bottom right corner of the page (you may need to scroll down) and locate “My Registered Minors”. To register your child for Tail on the Trail, click “Register a Minor” or the  icon.



The screenshot displays the Tail on the Trail user interface. At the top left is the logo "GET YOUR TAIL ON THE TRAIL". The top right shows the user's name "JH, Test" and the chapter "Delaware & Lehigh Chapter". Below the header is a "Things You May Like" section with four featured articles: "Navigate the Trail in a New Way", "Congrats Winter Challenge Participants!", "National Canal Museum Reopens April 3", and "March Is National Nutrition Month".

The "My Achievements" section shows various milestones such as "Your First Entry", "Complete 10 Miles", "Complete 25 Miles", "Complete 100 Miles", "DSL Trail Started", "DSL Trail 50% Journey", and "DSL Trail 100% Journey".

The "My Messages" section contains a "Chapter Message" about a new look. The "My Organizations" section states that no organizations have been selected.

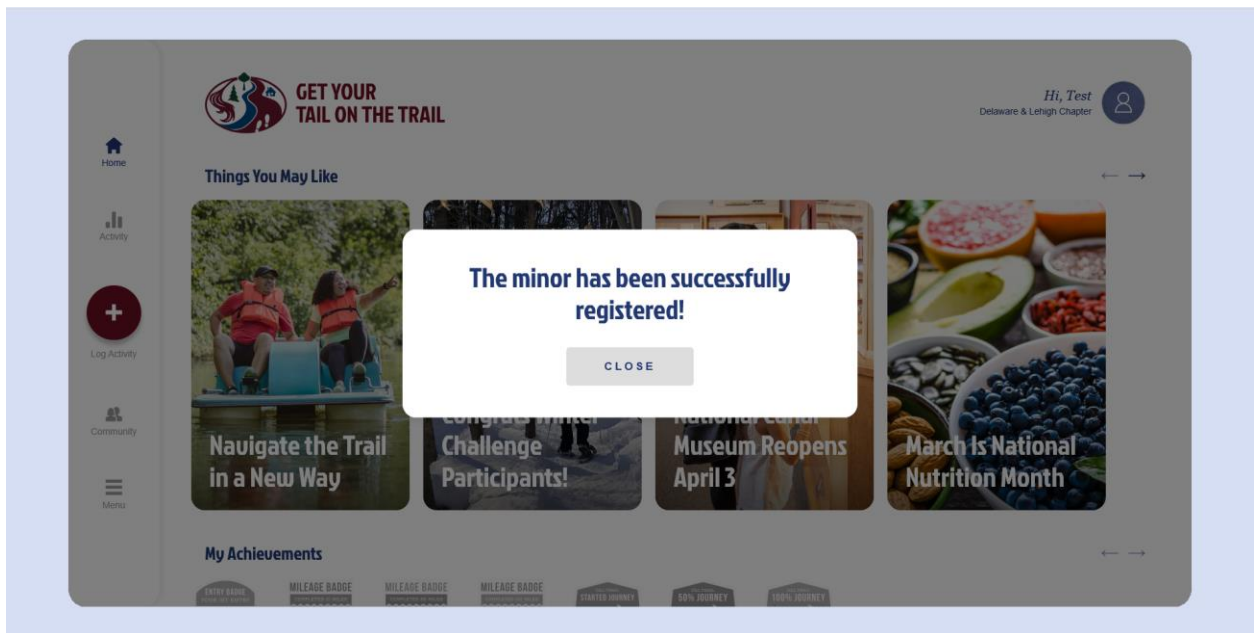
The "My Registered Minors" section is highlighted with a red box. It contains the text: "My Registered Minors", "You don't have any minors registered under your account.", and a link "Register a minor". A red arrow points from this section to a larger, more detailed view of the "My Registered Minors" section at the bottom right, which also features a "Register a minor" link and a user icon with a plus sign.

7. Fill out the registration information for your minor and click **“Submit”**.


The screenshot shows a mobile application interface for registering a minor. The title bar is dark red with a white back arrow on the left and the text "Register Minor" in white. The form fields are as follows:

- Name\***: Two input fields. The first is empty, and the second contains "SLUHN". Labels "First" and "Last" are positioned below the respective fields.
- Date of Birth\***: Three input fields for MM, DD, and YYYY. All are empty.
- Address\***: Two input fields. The first contains "1530 8th Ave" and is labeled "Street Address". The second is empty and labeled "Address Line 2".
- City**: Input field containing "Bethlehe".
- State**: Dropdown menu showing "Pennsylvania".
- Zip Code**: Input field containing "18018".
- Phone**: Input field, currently empty.

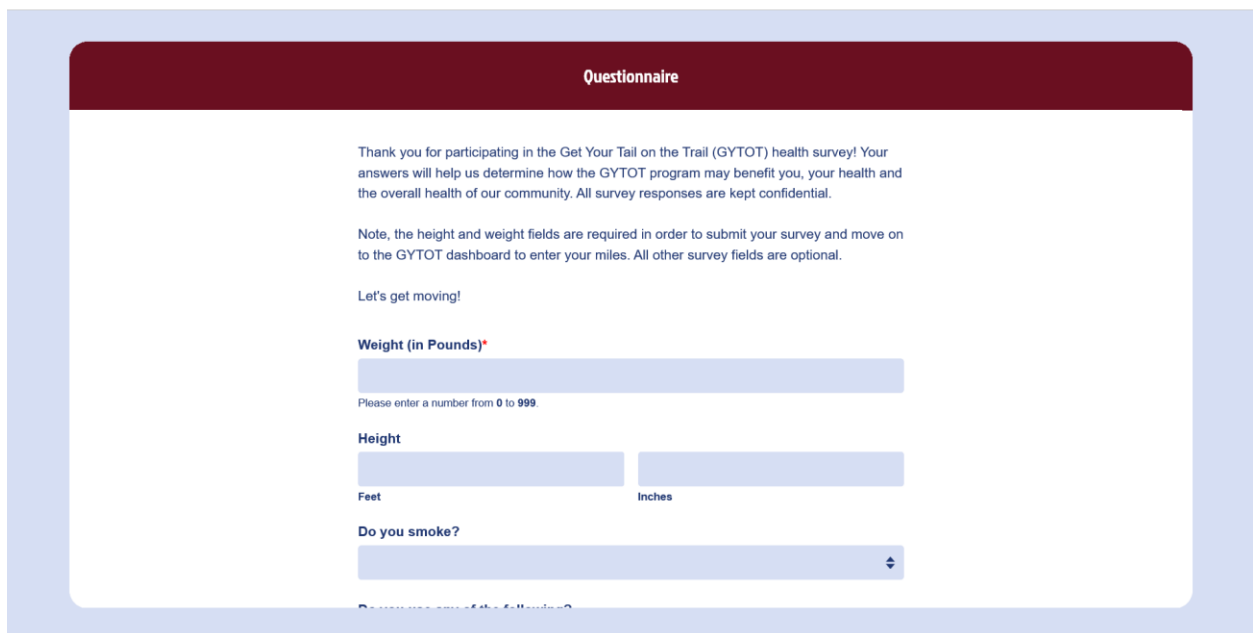
8. Once you click submit, you'll be brought back to the homepage and will see this screen; click close.



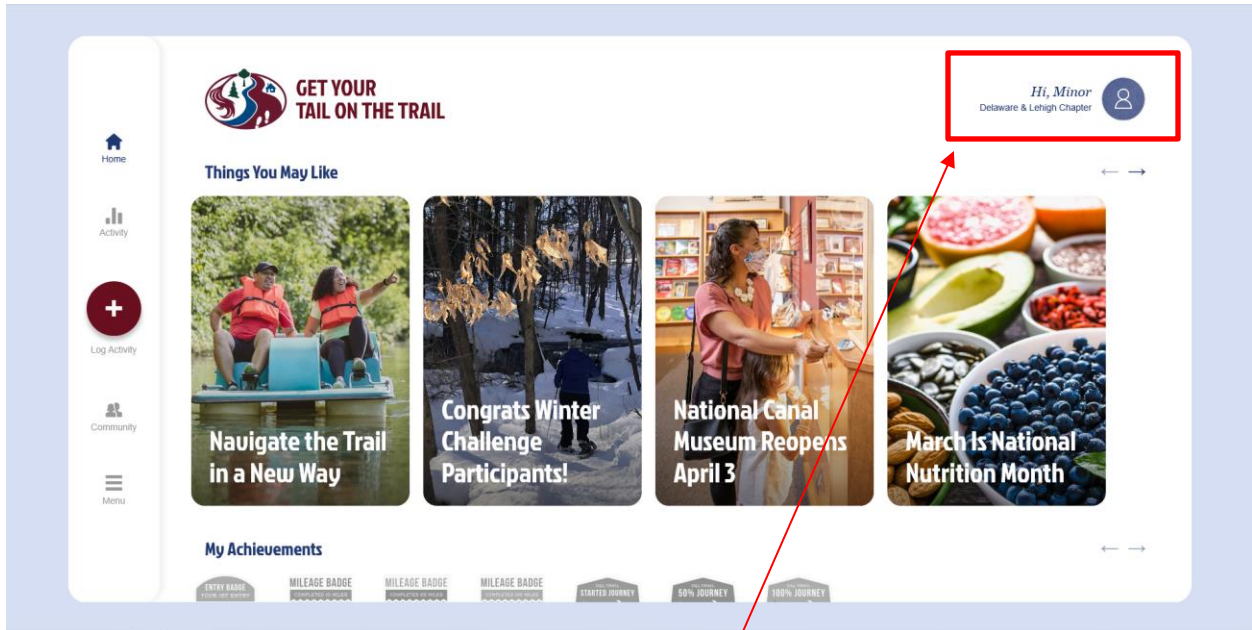
9. Back on your home screen page, click the name of your registered minor under “My Registered Minors” (again, you may need to scroll down to the bottom of the page).



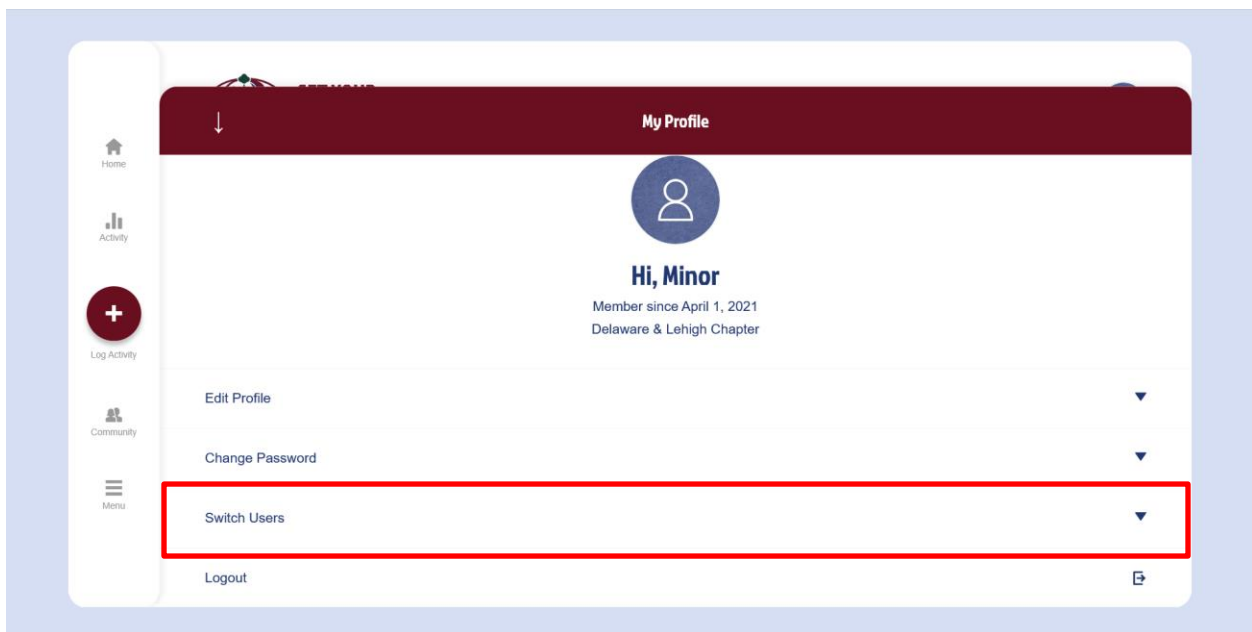
10. You will be prompted to fill out the questionnaire for your minor.



11. Once you fill out the questionnaire for your minor, you will be back on your homepage, however, it will be under your minors' profile.



12. To switch back to your profile, click the “Hi, \*child’s name\* button (above). This will take you to the “My Profile” page. Click “Switch Users” and select your profile to change back to your profile and log miles for yourself.



Thank you for signing up for Get Your Tail on the Trail! If you have any questions or need help signing up, please reach out to Kelsey Gasper at [Kelsey.Gasper@sluhn.org](mailto:Kelsey.Gasper@sluhn.org).